



Sunrise Diagnostic
Centre Limited
華昇診斷中心



Sunrise Diagnostic
Centre Limited
華昇診斷中心

Visit www.sunrisediagnostic.com.hk for more information

COLOTECT™

大腸癌自我採樣檢測套裝

Colorectal Cancer Self-sampling Test Kit



+852 9601 5359



service@sunrisediagnostic.com.hk



Block A, 3/F,
Tai Ping Industrial Park,
51 Ting Kok Road,
Tai Po, Hong Kong



為甚麼大腸癌的早期篩查尤其重要？

Why early screening of colorectal cancer matters?

TOP
2

大腸癌位居香港癌症之第二位，在2019年，新症共有5,556宗，佔全港癌症新症總數15.8%，同時亦導致2,174人死亡，是香港癌症第二號殺手，僅次於肺癌。^[1]然而，大腸癌是最能預防的癌症之一，其預防方法卻最為人忽視。^[2]研究顯示，大腸癌如能在發病初期時發現，五年的存活率達90%。^[3]

Colorectal cancer (CRC) ranks second among repetitive cancers in Hong Kong. In 2019, there were 5,556 new cases, accounting for 15.8% of the total number of new cancer cases in Hong Kong. There were annually 2,174 deaths, which makes it the second cancer killer in Hong Kong second to lung cancer.^[1] Colorectal cancer is one of the most preventable forms of cancer.^[2] Research shows, when CRC is detected and diagnosed in its early stages, the 5-year relative survival rate is about 90%.^[3]

TOP
2

全球第二高死亡率。
The second highest mortality in the world.

TOP
3

全球第三高發病率。
The third highest incidence worldwide.

RISK

大腸癌患病風險在 50 歲後大幅提高。
Risk of CRC increases drastically after the age of 50 years.



早期篩查是及早發現初期大腸癌的重要一步。
Early screening is a vital step in early detection of CRC.

大腸癌篩查方案

CRC screening options

Colonoscopy



- Laxatives required.
- At hospital/outpatient clinic and may require sedation.
- Tube with camera inserted in the rectum and advanced through the large intestine to visually inspect the tissue.
- Low flexibility that needs preparation include diet or staying at hospital.

大腸內窺鏡檢查

- 需要服用輕瀉劑。
- 住院 / 在日間中心進行或需局部麻醉。
- 需要將內窺鏡管道連微型攝影機放入直腸至大腸，以觀察可疑組織。
- 靈活性較低，採樣前需要提前注意飲食或準備住院安排。

Fecal Occult Blood Test



- No laxatives required.
- Detects hemoglobin in stool.
- Limited sensitivity in early stage or advanced adenomas.
- Can be performed at home.

大便隱血檢測

- 毋須服用輕瀉劑。
- 檢測出大便中的血紅素。
- 對早期或後期瘻肉的靈敏度有限。
- 可以在家採樣。

Stool DNA Test



- No laxatives required.
- Self-sampling at home.
- No diet restrictions.
- Detects biomarkers that are continuously shed into the stool.
- Non-invasive.
- Can detect colorectal adenoma.

大便核酸檢測

- 毋須服用輕瀉劑。
- 可以在家自採樣。
- 採樣前可如常飲食。
- 檢測出大便中的生物標記。
- 非入侵性。
- 能檢測出大腸瘻肉。

[1] Hong Kong Cancer Registry, Overview of Hong Kong Cancer Statistics of 2019. Hong Kong Hospital Authority. Available at: <https://www3.ha.org.hk/cancereg/pdf/overview/Overview%20of%20HK%20Cancer%20Stat%202019.pdf>

[2] World Cancer Research Fund Hong Kong, Colorectal cancer. Available at: <https://www.wcrf-hk.org/hk-en/preventing-cancer/cancer-types/colorectal-cancer>

[3] Colorectal Cancer: Early detection, diagnosis, and staging. American Cancer Society, June 2020. Available at: <https://www.cancer.org/cancer/colon-rectal-cancer/detection-diagnosis-staging/detection.html>

檢測方案

ColoTect™ approach

ColoTect™為一項非入侵性高靈敏度大腸癌及其癌前病變檢測，大便樣本由檢測者在家採集，化驗所通過對大便中由腸道脫落的DNA進行提取，以「多重甲基化特異性聚合酶鏈反應」技術進行檢測，評估檢測者大便中大腸癌標記基因（SDC2、ADHFE1、以及PPP2R5C）甲基化的水平。

ColoTect™ is a non-invasive, highly sensitive test for colorectal cancer (CRC) and precancerous lesions. DNA is extracted from stool sample self-collected at home and used for multiplex methylation-specific PCR to detect abnormally methylated CRC marker genes — SDC2, ADHFE1, and PPP2R5C.

COLOTECT™ 大腸癌自我採樣檢測套裝 Colorectal Cancer Self sampling Test Kit



高特異度
High specificity 93%

高靈敏度
High sensitivity 88%

在家自採樣
Self sampling

非侵入性
Non-invasive

檢查時間短
Short test time

NO DIET
採樣前可如常飲食
No diet required

流程簡單
Stratified process

一次過檢驗
三個生物標記
Three biomarkers

生物標記多重互補
Multiplex complementary biomarkers

1 Person / Pack

甚麼人應接受大腸癌檢查？

Who should be tested for colorectal cancer? [4]

根據2018年的統計，新增癌症個案中，仍以大腸癌為港人常見癌症之首，錄得5,634宗新症，佔整體癌症個案之16.6%。每6名癌症死者中，便有1人是大腸癌患者。

According to statistics in 2018, colorectal cancer is the most common cancer in Hong Kong. There were 5,634 newly diagnosed colorectal cancer cases, accounting for 16.6% of new cancer cases, or about 1 in 6 new cancer cases.

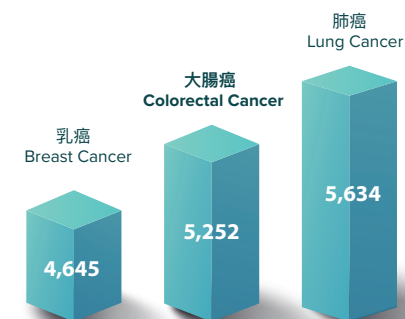
平均風險 (按年度)

- 50–75歲人士
高風險 (兩年一次)
- 遺傳性非瘻肉型大腸癌病人
(25歲或以上)
- 家族性結直腸瘻肉綜合症 (FAP)
基因攜帶者 (12歲或以上)

Average risk (Annual)

- Individuals aged 50–75
High risk (Biannual)
- Carriers of Hereditary
Non-Polyposis colon Cancer,
HNPCC (age 25 or above)
- Carriers of material gene of
FAP (age 12 or above)

香港常見癌症 Most Common Cancers in Hong Kong [6]



	男性 Male	女性 Female
確診結腸癌時年齡中位數 Median age at time of diagnosis of colorectal cancer. [5]	68	>75

[4] Recommendation on Colorectal Cancer Screening, Cancer Expert Working Group On Cancer Prevention and Screening; July 2010. Available at: https://www.chp.gov.hk/files/pdf/recommendations_on_crc_screening_2010.pdf
 [5] Hong Kong Cancer Registry, Top 10 Cancers. Available at: <https://www3.ha.org.hk/cancereg/topten.html>
 [6] Hong Kong Cancer Strategy 2019 - Annex 1: Five Leading Cancers in Hong Kong.

ColoTect™ 採樣包內有甚麼？ What is inside of the ColoTect™ kit?

即棄式大便採樣包 Disposable stool sample collection kit



1. 樣本採樣勺一支
A sample collection spoon




2. 大便樣本採樣管
(內有樣本保存液)一支
A stool sample tube
(with sample preservation
buffer inside)



3. 採樣紙一張
A sampling paper



4. 即棄式手套一雙
A pair of disposable gloves



5. 口罩一個
A facial mask



6. 生物安全袋一個
A biohazard bag



7. 送檢單
Consent form



8. 採樣說明書
Instruction manual

如何使用 ColoTect™ 檢查大腸癌？ How to test for colorectal cancer using ColoTect™?

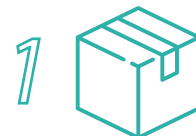
中文使用教學



English Instruction



ColoTect™ 大腸癌自採樣檢測流程 How to test for colorectal cancer using ColoTect™?



1 於指定診所獲取檢測套裝。
The stool sample collection kit is collected from designated clinics.



2 把樣本送往指定診所，診所會再安排送到實驗室。
Send the stool sample to the designated clinics, and then it will be sent to the laboratory.



3 實驗室進行檢測。
Testing is performed in the lab.



4 檢查報告結果會發送給受檢者或醫生。
Report is delivered to the customer or attending physician.

預防大腸癌， 實踐健康生活！

Prevent Colorectal Cancer. Practice Healthy Living!

